

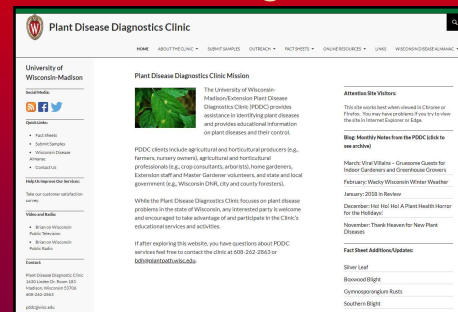
## 2019 Responding to Horticulture Inquiries

### UW-Madison/Extension Diagnostic Services

Brian D. Hudelson  
Department of Plant Pathology  
University of Wisconsin-Madison/Extension



## Diagnostic Services Plant Disease Diagnostics Clinic



<https://pddc.wisc.edu/>

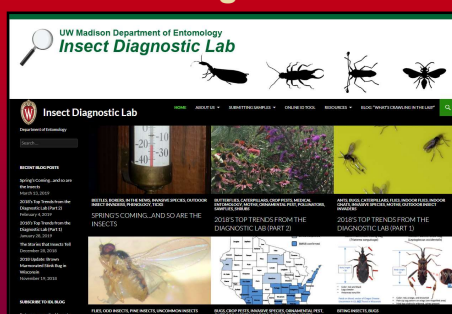
## Diagnostic Services Plant Disease Diagnostics Clinic

- Focus: Plant Diseases (non-turf)
- Contacts
  - Brian Hudelson
  - Sue Lueloff
- Contact Info
  - [pddc@wisc.edu](mailto:pddc@wisc.edu)
  - (608) 262-2863

## Diagnostic Services Plant Disease Diagnostics Clinic

- Sample Types
  - Plant specimens (preferred)
  - Digital photos (as supplements)
- Response Types
  - Written letter
  - Email (on request)
  - Phone calls (critical diagnoses)
- Fees: \$20-50 for most samples

## Diagnostic Services Insect Diagnostic Lab



<http://labs.russell.wisc.edu/insectlab/>

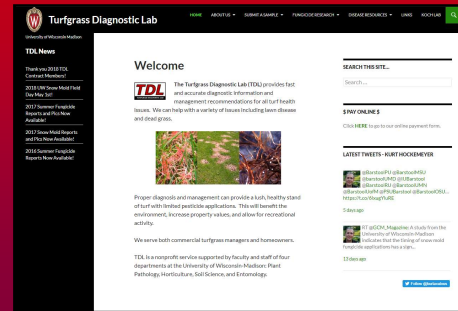
## Diagnostic Services Insect Diagnostic Lab

- Focus: Insects
- Contact: PJ Liesch
- Contact Info
  - [pliesch@wisc.edu](mailto:pliesch@wisc.edu)
  - (608) 262-6510

## Diagnostic Services Insect Diagnostic Lab

- **Sample Types**
  - Digital photos
  - Insect/plant specimens
- **Response Types**
  - Phone call
  - Email
  - Written report (on request)
- **Fees: None**  
(except \$5 for two-lined chestnut borer)

## Diagnostic Services Turf Diagnostic Lab



<https://tdl.wisc.edu/>

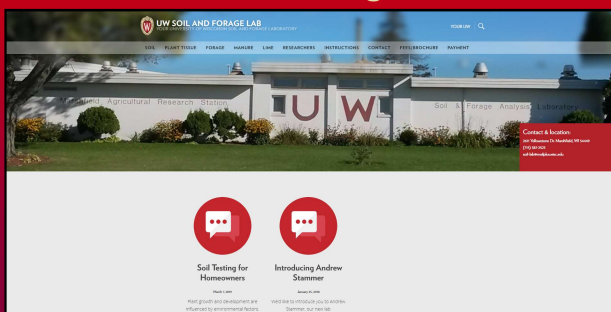
## Diagnostic Services Turf Diagnostic Lab

- **Focus: Anything turf-related**
  - Diseases
  - Insects
  - Weeds
- **Contact: Kurt Hockemeyer**
- **Contact Info**
  - hockemeyer@wisc.edu
  - (608) 845-2535

## Diagnostic Services Turf Diagnostic Lab

- **Sample Types**
  - Plant/insect/weed specimens (preferred)
  - Digital photos
- **Response Types**
  - Phone call/email
  - Written report (on request)
  - Site visit (on request after sample submission)
- **Fees: \$20 - \$250**

## Diagnostic Services Soil and Forage Lab



<https://uwlabs.soils.wisc.edu/>

## Diagnostic Services Soil and Forage Lab

- **Focus: Soil/plant tissue nutrient/pH testing**
- **Contact: Andrew Stammer**
- **Contact Info**
  - soil-lab@mailplus.wisc.edu
  - (715) 387-2523

## Diagnostic Services Soil and Forage Lab

- **Sample Types**
  - Soil
  - Plant tissue (leaves, needles, stems)
- **Response Types:** Written report
- **Fees:** \$15+

## Diagnostic Services UW Nematode Diagnostic Lab



<http://labs.russell.wisc.edu/uw-nematode-diagnostic-lab/>

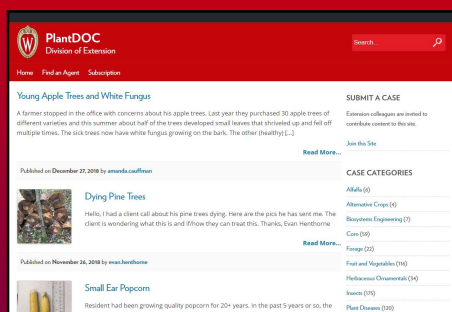
## Diagnostic Services UW Nematode Diagnostic Lab

- **Focus:** Plant pathogenic nematodes
- **Contact:** Ann MacGuidwin
- **Contact Info**
  - [aemacgui@wisc.edu](mailto:aemacgui@wisc.edu)
  - (608) 263-6131

## Diagnostic Services UW Nematode Diagnostic Lab

- **Sample Types**
  - Soil
  - Plant roots
- **Response Types**
  - Email
  - Written report (on request)
- **Fees:** \$35+

## Diagnostic Services PlantDOC



<https://plantdoc.uwex.edu/>

## Diagnostic Services PlantDOC

- **Focus:** Agricultural/horticultural questions
  - General culture
  - Diseases
  - Insects
  - Weeds
- **Contact:** Joe Lauer/Extension help desk
- **Contact Info**
  - [jglauer@wisc.edu](mailto:jglauer@wisc.edu)/(608) 263-7438
  - [info@ces.uwex.edu](mailto:info@ces.uwex.edu)

## **Diagnostic Services**

### **PlantDOC**

- **Sample Types**
  - Photos
  - Written descriptions
- **Response Types**
  - Online written responses
  - Archived responses
- **Fees: None**
- **Note: Requires authorization to post**